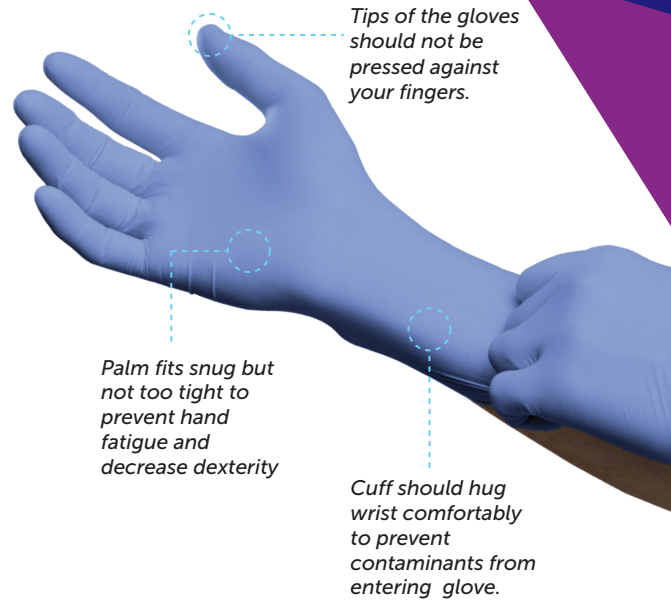


Knowing Your Glove Size


Wearing gloves is often the first layer of defense against pathogens and bacteria. For effective hand protection, wearers must find the right fit gloves.

Disposable gloves should fit comfortably like a second skin. If they are too tight, it would restrict movements and increase chances of the gloves tearing. If they are too loose, contaminants may enter the gloves.

For optimal comfort and performance, finding the right glove size is essential. Here is our brand-specific sizing chart.




Your Hands Are Unique!



Remember, no two hands are alike



Finger length, relative to palm size is different from person to person

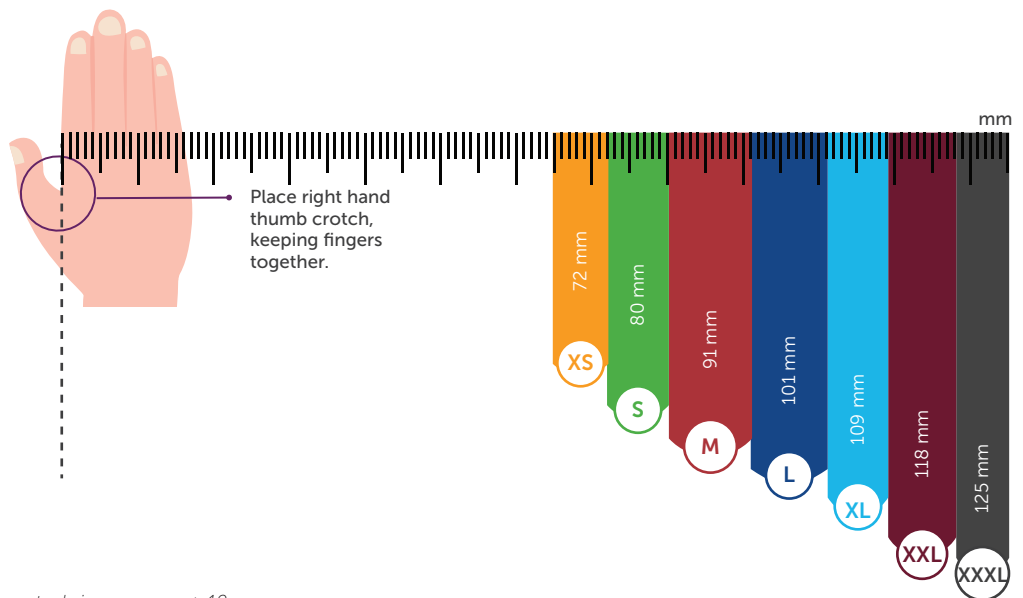


What constitutes as a comfortable fit can vary considerably between individuals

Glove Sizing Chart for Standard & Long Cuff Gloves

Using the Sizing Guide

1. Place your right hand as shown, with your thumb crotch on the dotted line.
2. The measurement that follows the right side of your hand is your approximate glove size.
3. For more accurate sizing, please consult MUN Australia at 1800 456 837.



Disclaimer:
Size chart is only an indicative measurement; the actual size may vary ± 10 mm.
Sizes between vinyl and gauntlet gloves in the GloveOn range may vary.