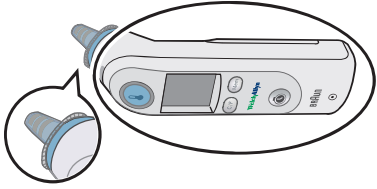


Thermometer body

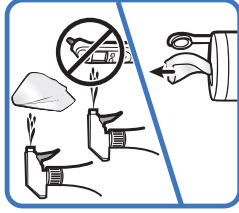


NOTE Place a new probe cover on the thermometer before cleaning.

Approved cleaning solutions

- 70% isopropyl alcohol or ethyl alcohol
- Hydrogen peroxide (Virox, Oxivir)
- Quaternary ammonium compounds (CaviWipes™, Clinell Universal Wipes, Sanicloth)
- 10% Chlorine bleach solution

1

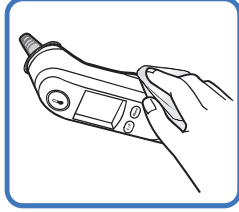


Wipe dry. Allow 5 minutes drying time.
Make sure thermometer body is dry before use.

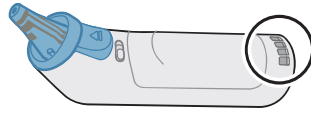
2



3




Thermometer contacts



Approved cleaning solutions

- 70% isopropyl alcohol or ethyl alcohol

1



Place the thermometer aside for 1 minute, allowing the contacts to air dry.

2



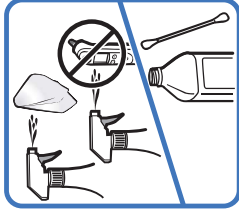
Lens window and probe



Approved cleaning solutions

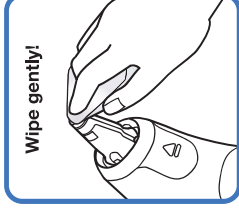
- 70% isopropyl alcohol or ethyl alcohol only!

1

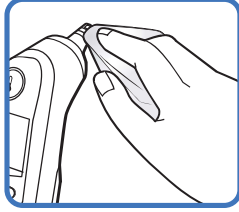


Wipe dry. Allow 5 minutes drying time.
Make sure probe lens window is dry before use.

2



3



80025920 Ver. D
Revision Date: 2021-03
© 2021 Welch Allyn, Inc.
All rights reserved.

This product is manufactured by Welch Allyn, Inc. under license to the 'Braun' trademark. 'Braun' is a registered trademark of Braun GmbH, Kronberg, Germany. Thermoscan is a registered trademark owned by Helen of Troy Limited.

Hillrom Technical Support

hillrom.com/en-us/about-us/locations/
Welch Allyn, Inc. is a subsidiary of Hill-Rom Holdings, Inc.