

# ACTICOAT<sup>◇</sup> FLEX 3 and FLEX 7

## Application guide

### Indications

ACTICOAT FLEX 3 and FLEX 7 is a highly conformable antimicrobial wound dressing for the treatment of acute and chronic wounds including burns, recipient graft sites, surgical sites, venous leg ulcers, pressure ulcers and diabetic ulcers.

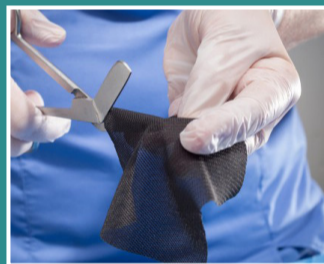
ACTICOAT FLEX 3 and FLEX 7 may be used as a wound contact layer in combination with Negative Pressure Wound Therapy (NPWT).



### Instructions for use

**1** Prior to use, appropriate wound bed preparation should be undertaken. Select appropriate dressing and remove ACTICOAT FLEX 3 or FLEX 7 from the packaging using a clean technique.

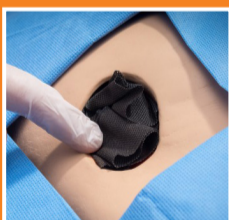
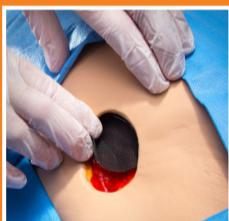
**2** Cut the dressing to size and shape as necessary.



**3** To moisten the dressing, submerge in drinking water and squeeze gently (DO NOT use saline). Allow excess water to drain prior to application.

Alternatively a thin layer of a hydrogel product e.g. INTRASITE<sup>◇</sup> Gel can be applied directly to the wound and/or the dressing to minimise the risk of the dressing (aim is to ensure silver is released) becoming dry.

**4** Without stretching the dressing, apply to the wound, either way up, to the wound surface ensuring there are no creases. The dressing should be applied with the direction of stretch running along the limb to allow movement.



ACTICOAT FLEX 3 and FLEX 7 may be used to pack wounds.

**5** Secure the dressing in place with an appropriate secondary dressing that will maintain a moist wound environment.



In the case of highly exuding wounds an absorbent secondary dressing is appropriate. Keep the dressing moist but not so wet that tissue maceration occurs.

**6** Remove – ACTICOAT FLEX 3 can remain in place for up to 3 days. ACTICOAT FLEX 7 can remain in place for up to 7 days.

Prior to removal inspect the dressing. If the dressing and wound appear dry, re-moisten with moist gauze before attempting to lift.

Change the dressing depending on the amount of exudate present and the condition of the wound. Dressing should be changed every three to seven days depending on wear time.

# ACTICOAT<sup>◇</sup> FLEX 3 and FLEX 7

## Contradictions

- Do not use on patients with a known sensitivity to silver
- Do not use on a patient undergoing MRI (Magnetic Resonance Imaging) examination
- Prior to administering radiation therapy, remove ACTICOAT FLEX 3 or ACTICOAT FLEX 7. A new dressing can be applied following the treatment

## Precautions

- For external use only, do not apply the dressing to exposed organs
- ACTICOAT FLEX is not compatible with oil-based products, such as petrolatum
- Avoid contact with electrodes or conductive gels during electronic measurements e.g. EEG and ECG
- The colour of the dressing may vary. This does not affect the performance of the dressing
- There may be transient pain (or stinging) experience on application of ACTICOAT FLEX 3 or ACTICOAT FLEX 7. This can be minimised by carefully following the application instructions. Should continuous pain be experienced after application remove the dressing and discontinue use
- ACTICOAT FLEX 3 or FLEX 7 should only be used on premature infants (less than 37 weeks gestation) when the clinical benefit outweighs the potential risks. No clinical data is available in this age group and only limited data is available for use in neonates
- When using ACTICOAT FLEX 3 or FLEX 7 under compression, regularly check the entire dressing system and changes only if strike through occurs. An additional no-occlusive absorbent dressing may be required if the levels of exudate is high
- ACTICOAT FLEX may not be compatible with topical antimicrobials
- ACTICOAT FLEX is a single use only product. If used on more than one patient, cross-contamination or infection may occur. In addition, the antimicrobial properties of the product will be compromised. Opening the dressing pack compromises the sterile barrier therefore any unused dressing should not be retained for application at a later date
- Should the dressing dry or adhere to the wound, moisten or soak the dressing to assist removal and avoid disruption of the healing wound

### Smith & Nephew Pty Ltd

#### Australia

T 61 2 9857 3999 F 61 2 9857 3900

[www.smith-nephew.com/australia](http://www.smith-nephew.com/australia)

#### Customer Service

T 13 13 60 F 1800 671 000

#### New Zealand

T 64 9 820 2840 F 64 9 820 2841

[www.smith-nephew.com/new-zealand](http://www.smith-nephew.com/new-zealand)

#### Customer Service

T 0800 807 663 F 0800 263 222



### ACTICOAT FLEX 3

Ordering code	Size	Carton
66801290	4cm x 15cm	5
66801291	4cm x 25cm	5
66801292	4cm x 35cm	5
66800396	5cm x 5cm	5
66800398	10cm x 10cm	5
66800399	10cm x 10cm	12
66800409	10cm x 20cm	12
66801293	20cm x 20cm	5
66800419	20cm x 40cm	6
66800432	40cm x 40cm	6
66800435	10cm x 120cm	6



### ACTICOAT FLEX 7

Ordering code	Size	Carton
66800395	5cm x 5cm	5
66800397	10cm x 12.5cm	5
66800420	15cm x 15cm	5
66800400	20cm x 40cm	6
66800401	40cm x 40cm	6
66800545	2.5cm x 60cm	5

<sup>◇</sup>Trademark of Smith & Nephew  
SNI2289 (12/15)

**TAKE CONTROL**  
of the risk of infection