

+ Kick start hard-to-heal wounds

Turn around wound healing more effectively than standard dressings^{1,2} and tNPWT³

Smith+Nephew



PICO[◇] 14

Single Use Negative Pressure
Wound Therapy System

Helping you get **CLOSER TO ZERO**[◇] delay in wound healing



Stop paying the price for hard-to-heal wounds

Hard-to-heal wounds are defined as those that fail to heal with standard therapy in an orderly and timely manner.⁴

A system under increasing pressure

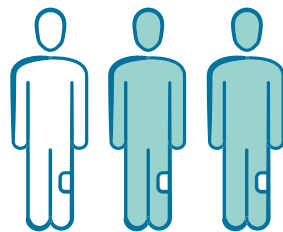
Annual prevalence of wounds is estimated to grow at the rate of:⁶

↑ **9%**
for acute

↑ **12%**
for chronic

29%

Nearly **1-in-3** (29%) of hard-to-heal wounds last for more than **a year**¹



Unhealed wounds cost:
a mean **135%** more than healed wounds.⁵



The rules of wound care are changing with PICO[◇]

The **PICO 14 system** is **more effective** than standard dressings^{1†, 7‡} and tNPWT^{3*} whilst **providing resource savings**.^{1†, 3‡, 7*}

94%

success rate in healing with PICO

(vs standard dressings)¹



Turn around healing in just 2 weeks

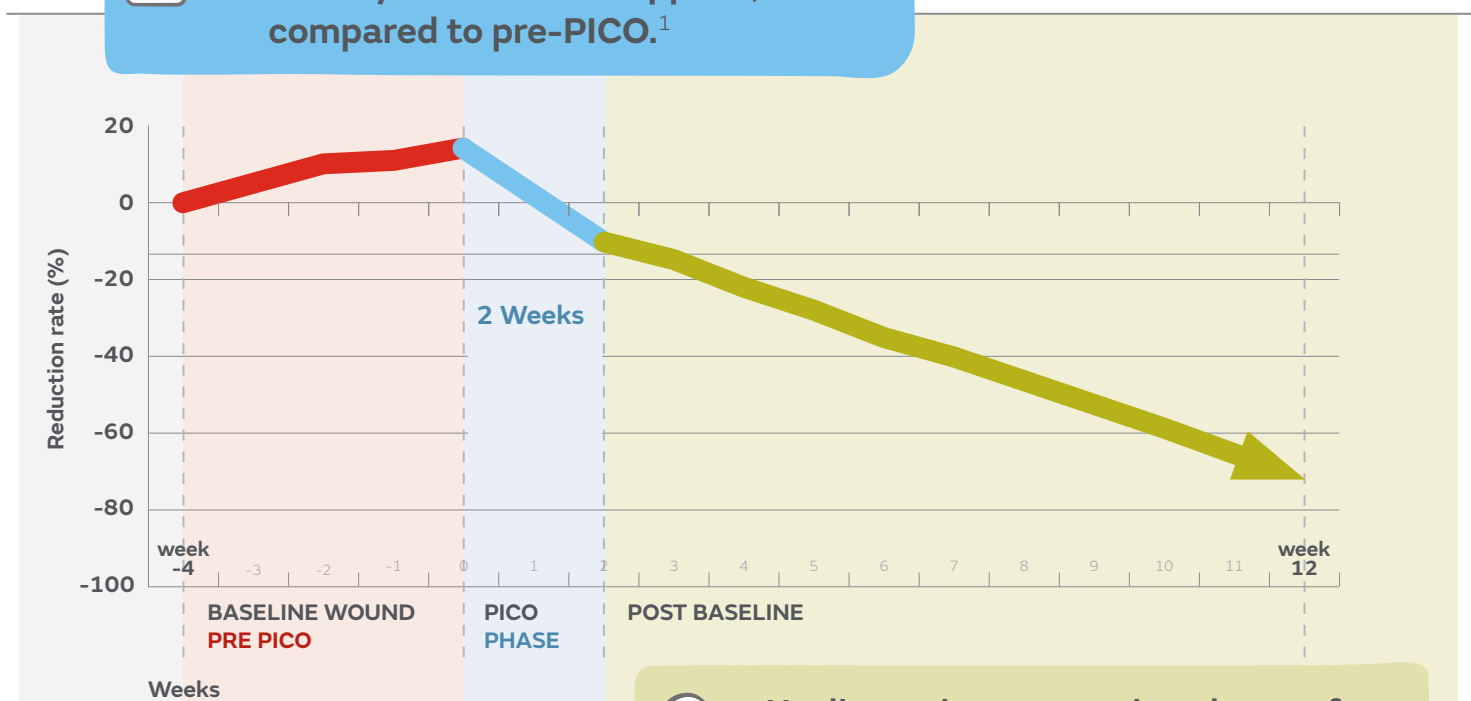
Footnote: *n=161; Intention to treat analysis, at 12 weeks, combined population on a VLU and DFU study; p<0.001 for area and p=0.014 for depth; † p=0.001; 52 wounds (Dehisced surgical wound, VLU, Pressure ulcer, Other, Traumatic wound, Mixed aetiology, DFU, Not specified, Arterial leg ulcer); ‡ DFU cases, n=4.Reduction per patient of 1-2 outpatient visits over 12-week treatment period and 1-3 home visits per week.

Changed trajectory in just 2 weeks

Weekly area reduction rate (%)¹



PICO^o kick -start healing trajectory.
PICO on average reduced the wound area by **13.4%** while applied, compared to pre-PICO.¹

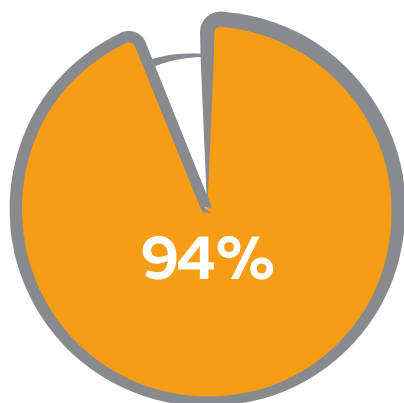


Healing trajectory continued even after PICO has been removed.¹
A **9.63%** greater weekly reduction continued, compared to baseline.

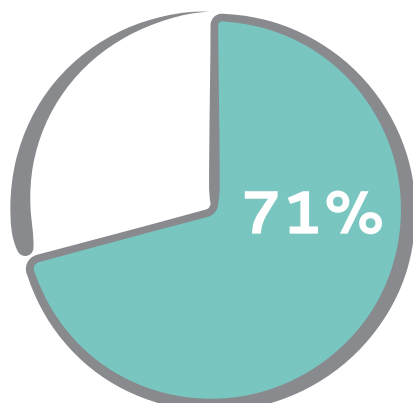
Footnote: *n=52; † (p=0.006); ‡ (p=0.001).

Early intervention, successful healing

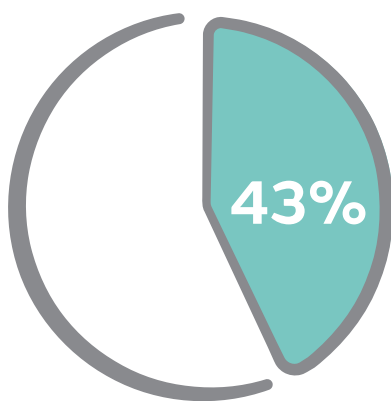
Healing rates by wound duration:^{1*}



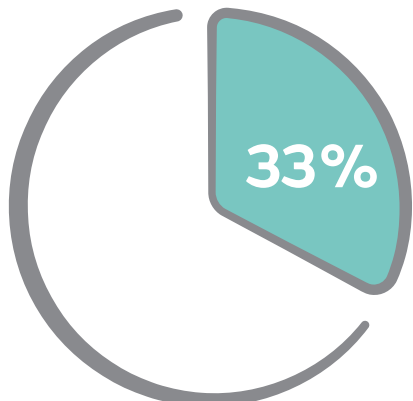
Less than
3 months



3-6
months



6-12
months



Over
1 year



**Early intervention.
94% success rate
in healing with
PICO^o**

Healing rates were nearly **x3** better among wounds treated <3 months-old, compared with treating those >1 year-old^{1*}

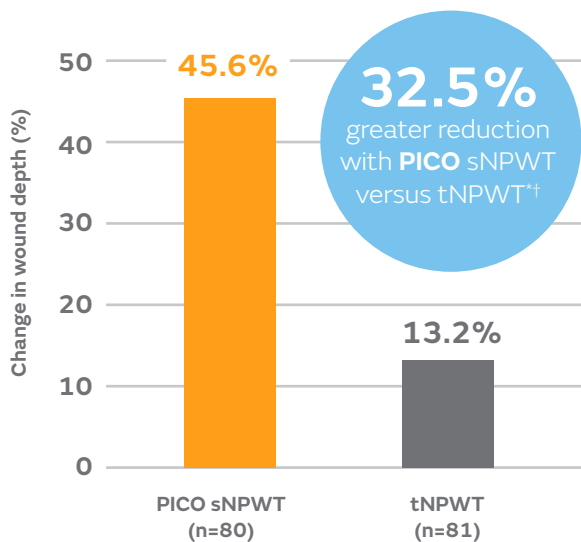
Footnote: *n=52; 0-3 vs 12+ months starting wound duration.

+ Significantly reduced wound area, depth and volume³

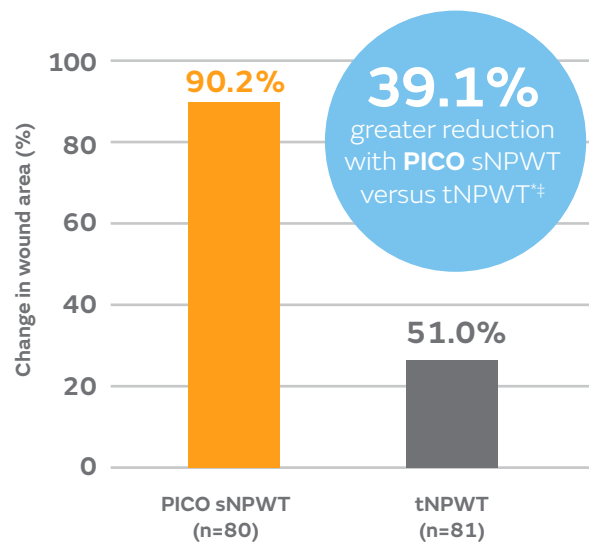
PICO[◇] sNPWT vs traditional negative pressure

Over a 12-week treatment period for hard-to-heal venous leg ulcers (VLUs) and diabetic foot ulcers (DFUs).³

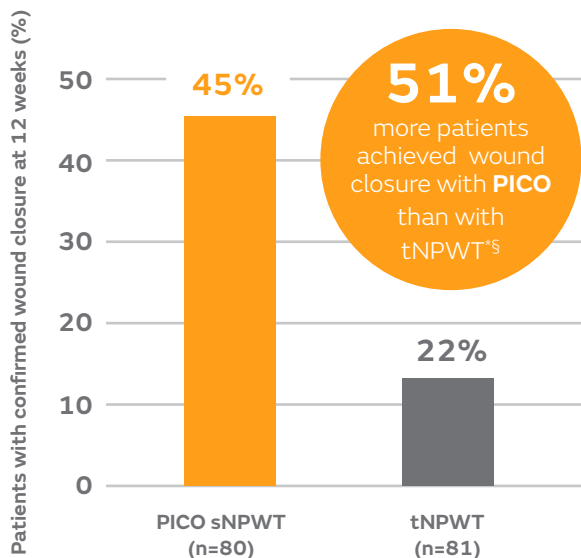
Wound depth:



Wound area:

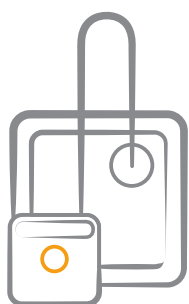


Wound closure:



Successful intervention releases resources

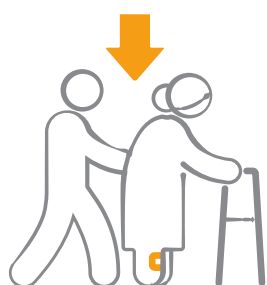
PICO^o sNPWT is **cost effective**, providing resource savings vs standard dressings and tNPWT:^{*1,3,7}



Cost savings

33.1%

PICO provided estimated cost savings of **33.1%** at **26 weeks**, compared with standard care.¹



Reduced LOS

PICO facilitates early mobilisation and discharge to help reduce length of stay and associated costs (vs standard care)⁸⁻¹¹



49.7%

of savings was attributed to reduced nursing and dressing costs^{1†}




Days saved

120

120 nursing days released over a **6-month** period compared with standard care^{1†}

PICO[◇] 14: Designed to challenge hard-to-heal wounds

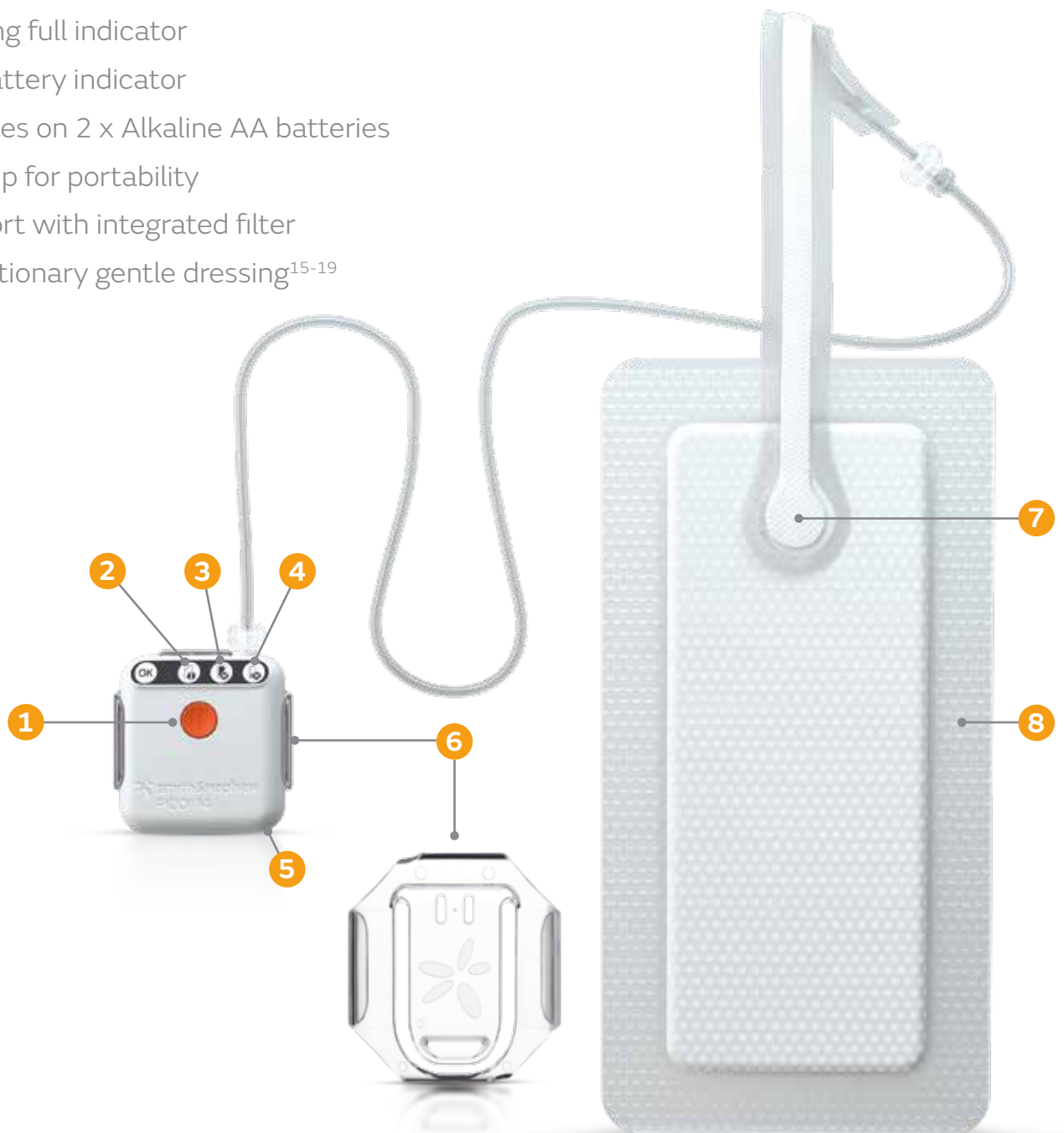
- Pump duration of up to **14 days**¹²
- Aimed for use on **deep wounds**¹³
- An **enhanced pump** to aid use in large wounds with less user intervention^{14*}



PICO[◇] 14 system: Building on the features and advantages of PICO 7

PICO 14 features:


1. Single button operation for ultimate simplicity
2. Indicator for vacuum leak
3. Dressing full indicator
4. Low battery indicator
5. Operates on 2 x Alkaline AA batteries
6. Belt-clip for portability
7. Soft port with integrated filter
8. Revolutionary gentle dressing¹⁵⁻¹⁹



AIRLOCK[◇] Technology for effective outcomes

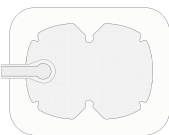
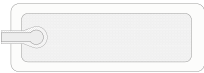
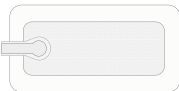
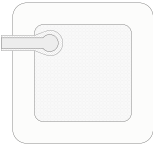


Only PICO[◇] sNPWT has a proprietary
AIRLOCK^{*} Technology layer

1. **Silicone adhesive layer** minimises pain on removal¹⁶⁻²⁰
2. **Pioneering AIRLOCK Technology** transmits pressure evenly across the whole wound bed and surrounding zone of injury^{†15}
3. **Super absorbent core** locking exudate away from wound^{†15}
4. **Top film layer** has a high moisture vapour transmission rate and protects the wounds from external contamination^{†15}
5. **PICO Soft Port** with integrated filter



Footnote: *AIRLOCK is unique and proprietary to Smith & Nephew. † *In-vitro* testing. The results of *in-vitro* simulation testing have not been proven to predict clinical performance

Product ordering codes

		PICO ^o 14 device + 2 dressings	Multipack with 5 dressings
Dressing sizes		Code	Code
	Multisite small 15cm x 20cm	66802040	66802020
	Multisite large 20cm x 25cm	66802041	66802021
	10cm x 20cm	66802042	66802022
	10cm x 30cm	66802043	66802023
	10cm x 40cm	66802044	66802024
	15cm x 15cm	66802045	66802025
	15cm x 20cm	66802046	66802026
	15cm x 30cm	66802047	66802027
	20cm x 20cm	66802048	66802028
	25cm x 25cm	66802049	66802029
Consumables		Code	
	Foam dressing filler	10cm x 12.5cm	66801021
	Antimicrobial Gauze Rolls (5)	11.4cm x 3.7m	66802127

For detailed product information, including indications for use, contraindications, precautions and warnings, please consult the product's applicable Instructions for Use (IFU) prior to use.



Smith & Nephew Pty Ltd
Australia
T +61 2 9857 3999
F +61 2 9857 3900

Smith & Nephew Ltd
New Zealand
T +64 9 820 2840
F +64 9 820 2841

®Trademark of Smith & Nephew
All Trademarks acknowledged
©2019 Smith & Nephew
SN14749 12/19

www.smith-nephew.com/australia
www.smith-nephew.com/newzealand

References: **1.** Dowsett C, et al. Use of PICO[®] to improve clinical and economic outcomes in hard-to-heal wounds. *Wounds International*. 2017;8, p53–58. **2.** Hampton J. Providing cost-effective treatment of hard-to-heal wounds in the community through use of NPWT. *Br J Community Nurs*. 2015;20:S14–S20. **3.** Kirsner R, Dove C, Reyzelman A, Vayser D, Jaimes H. A prospective, randomized, controlled clinical trial on the efficacy of a single-use negative pressure wound therapy system, compared to traditional negative pressure wound therapy in the treatment of chronic ulcers of the lower extremities. *Wound Repair and Regeneration*. May 2019. <https://doi.org/10.1111/wrr.12727>. **4.** Vowden P. Hard-to-heal wounds made easy. *Wounds Int*. 2011;2(4):1–6. **5.** Guest JF, et al. Health economic burden that different wound types impose on the UK's National Health Service. *Int Wound J*. 2017;14(2):322–330. **6.** Guest JF, et al. The health economic burden that acute and chronic wounds impose on an average clinical commissioning group/health board in the UK. *J Wound Care*. 2017;26(6):292–303. **7.** Sharpe A, Myers D, Searle R. Using single use negative pressure wound therapy for patients with complicated diabetic foot ulcers: an economic perspective. *Wounds UK*. 2018;14:89–93. **8.** Edwards D, et al. Using portable, single-use, canister-free, negative-pressure wound therapy for plastic surgery wounds. *Wounds UK*. 2018;14(3): 56–62. **9.** Selvaggi F, et al. New advances in negative pressure wound therapy (NPWT) for surgical wounds of patients affected with Crohn's disease. *Surg Technol Int*. 2014;24:83–89. **10.** O'leary DP, et al. Prophylactic Negative Pressure Dressing Use in Closed Laparotomy Wounds Following Abdominal Operations: A Randomized, Controlled, Open-label Trial: The P.I.C.O. Trial. *Ann Surg*. 2017;265(6):1082–1086. **11.** Karlakki SL, et al. Incisional negative pressure wound therapy dressings (iNPWTd) in routine primary hip and knee arthroplasties: A randomised controlled trial. *Bone Joint Res*. 2016;5(8):328–337. **12.** Smith & Nephew December 2018. PICO 14 Service Life Testing: 14 Day Device Lifespan. Internal Report. RD/18/132. **13.** Smith & Nephew 2018. The review of evidence supporting the use of PICO in wounds ≥2cm in depth. Internal report EO AWM. PCS230.001 v2. **14.** Smith & Nephew 2019. Research & Development Report. PICO 14 and PICO 7 Initial Pump Down and Maintenance Pump Down Time Outs RD/19/084. **15.** Malmsjö M, et al. Biological effects of a disposable, canisterless negative pressure wound therapy system. *ePlasty*. 2014;14:113–127. **16.** Payne C, Edwards D. Application of the Single Use Negative Pressure Wound Therapy Device (PICO) on a Heterogeneous Group of Surgical and Traumatic Wounds. *ePlasty*. 2014:152–166. **17.** Smith & Nephew May 2015. A prospective, open, non-comparative, multi-centre study to evaluate the functionality and dressing performance of a new negative pressure enhanced dressing (NPED) in acute wounds (CT09/02). Internal Report. ST865 CT09/02. **18.** Sharp E. Single use NPWT for the treatment of complex orthopaedic surgical and trauma wounds. *Journal of Wound Care*. 2013;22(10):S5–S9. **19.** Stryja J, Staffa R, Říha D, Stryjová K, Nicielniková K. Cost-effectiveness of negative pressure wound therapy in outpatient setting. *Prolekare*. 2015. **20.** Hudson DA, et al. Simplified negative pressure wound therapy: clinical evaluation of an ultraportable, no-canister system. *Int Wound J*. 2015;12(2):195–201.